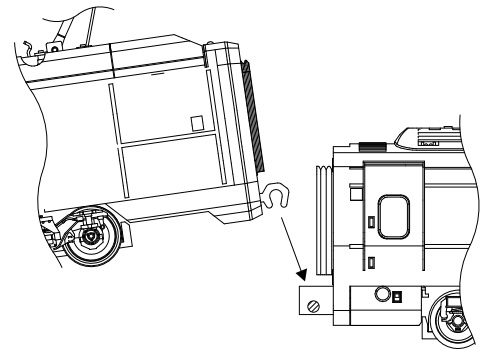
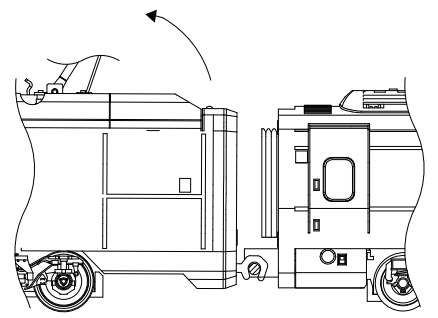


- N830X-MTS14
- N830X-MTS13
- N830X-00K01
- N830X-MTS12
- N830X-MTS19
- N830X-MT009

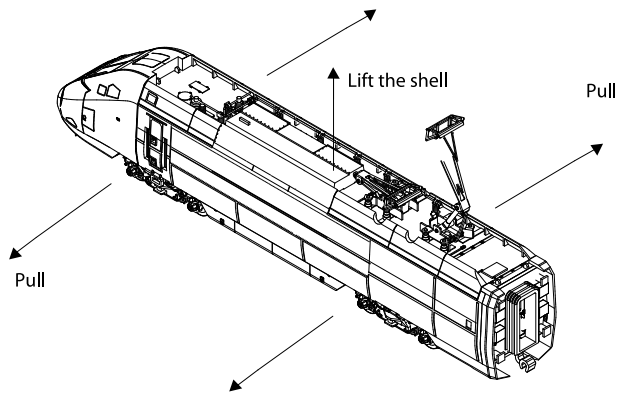


a) Coupling of cars
 -Hold one car down on the track and hook another one at the same time until couplers engage.

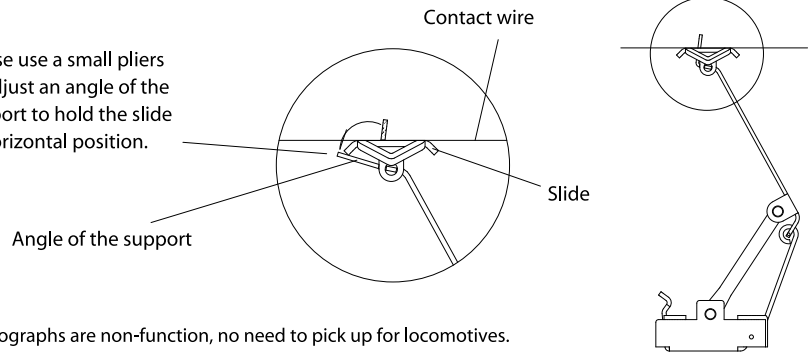


b) Uncoupling of cars
 -Hold one car down on the track and lift up another one at the same time until couplers disengage.

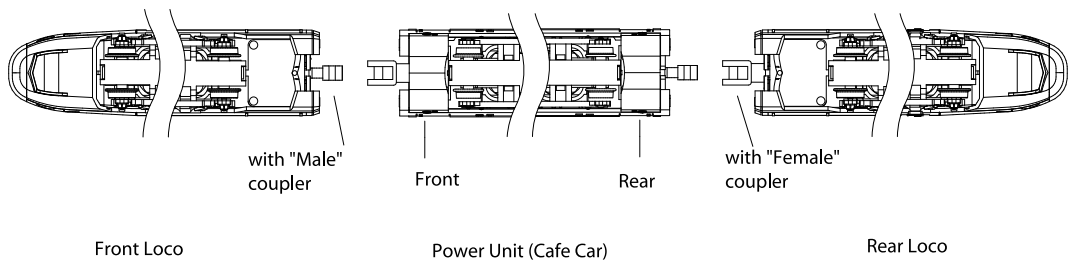
c) Removing car body
 -Gently pulling the bottom sides out and lifting the shell.



Please use a small pliers to adjust an angle of the support to hold the slide in horizontal position.



Note: The pantographs are non-function, no need to pick up for locomotives.



Important:
 - There are three factory installed decoders in the power unit (cafe car) and in the two non-powered end locomotives.
 - The decoders are only for the lighting function in the Front/ Rear Locomotives.