

O SCALE

PLASTICVILLE

U.S.A.®

SPLIT LEVEL HOUSE - Item No. 45607

Snap-fit • No glue necessary • Styled after authentic American prototype • Ages 14+

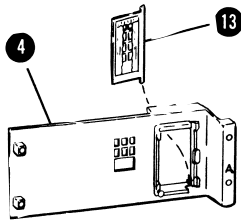
IMPORTANT - BEFORE STARTING:

- IF DECALS OR SIGNS ARE INCLUDED, APPLY PRIOR TO ASSEMBLY.
- CHECK CONTENTS AGAINST LIST OF PARTS.
- CAREFULLY TRIM ANY EXCESS PLASTIC FROM THE PARTS BEFORE ASSEMBLING.
- ALTHOUGH NO GLUE IS NECESSARY, YOU MAY ALSO WISH TO ADD A FEW DROPS OF STYRENE CEMENT TO JOINTS FOR PERMANENT CONSTRUCTION.

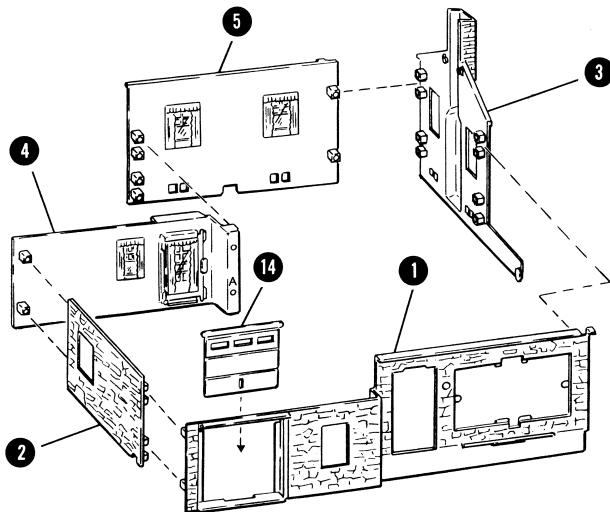
③ = PART NUMBER

③ = ASSEMBLY SEQUENCE NUMBER

①



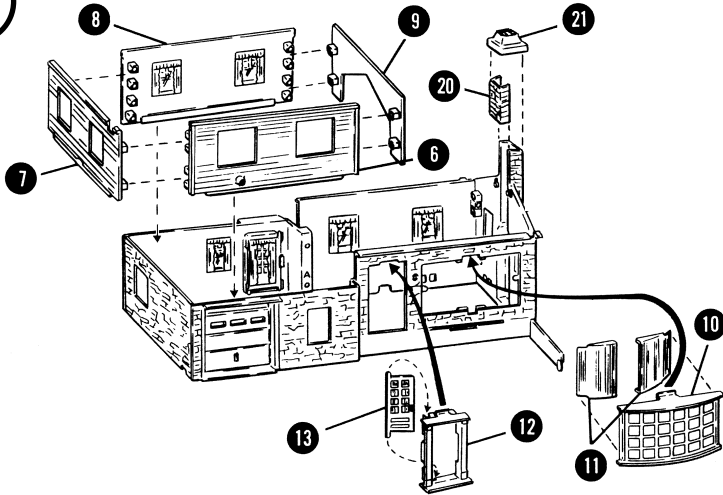
②



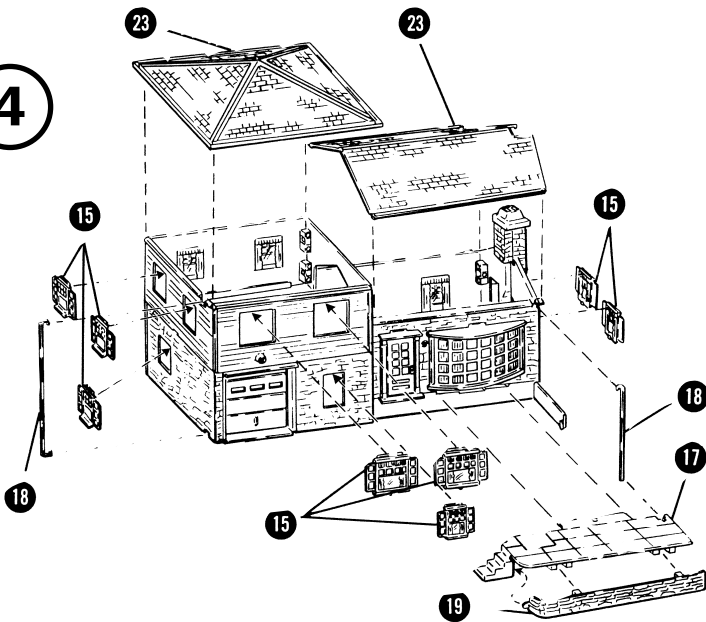
LIST OF PARTS

<u>PART NO.</u>	<u>PART NAME</u>	<u>QTY</u>
1	FRONT WALL	1
2	LH - SIDE WALL	1
3	RH - SIDE WALL	1
4	REAR GARAGE WALL	1
5	REAR WALL	1
6	FRONT 2nd Floor WALL	1
7	LH SIDE 2nd Floor WALL	1
8	REAR 2nd Floor WALL	1
9	RH SIDE 2nd Floor WALL	1
10	BAY WINDOW	1
11	DRAPERIES (Bay Window)	2
12	FRONT DOOR TRIM	1
13	REGULAR DOORS	2
14	GARAGE DOOR	1
15	WINDOWS (2 Large, 6 Small)	
16	OUTSIDE LIGHTS	2
17	PATIO	1
18	RAIN SPOUTS	2
19	"I" SHAPE PATIO BASE	1
20	CHIMNEY SECTION	1
21	CHIMNEY CAP	1
22	ANTENNA	1
23	SECTIONS OF ROOF	2

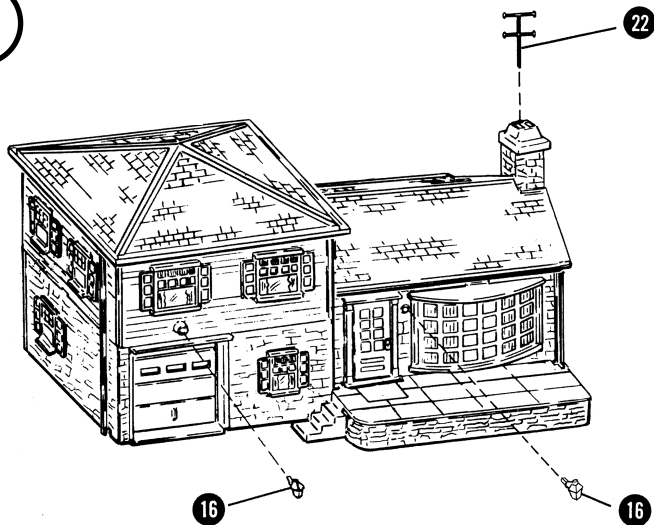
3



4



5



BACHMANN INDUSTRIES, INC.
 1400 EAST ERIE AVENUE
 PHILADELPHIA, PA 19124 USA
www.bachmanntrains.com



PRINTED IN CHINA