



# HO SCALE PLASTICVILLE U.S.A.®

## MOTEL with SWIMMING POOL - Item No. 45214

Snap-fit • No glue necessary • Styled after authentic American prototype • Ages 14+

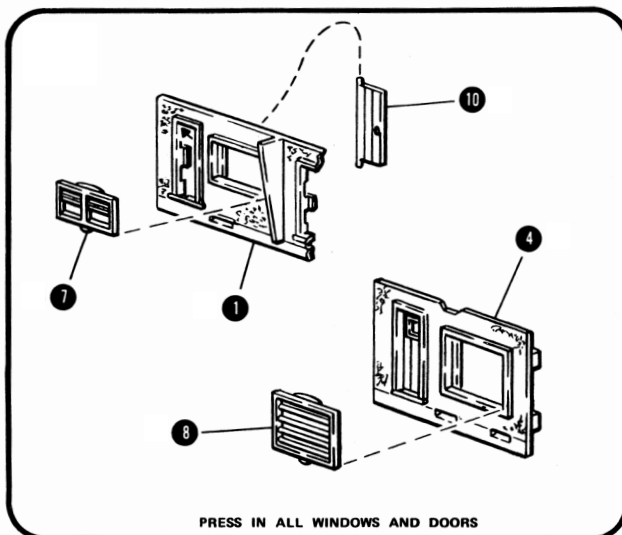
### IMPORTANT - BEFORE STARTING:

- If decals or signs are included, apply prior to assembly.
- Check contents against list of parts.
- Carefully trim any excess plastic from the parts before assembling.
- Although no glue is necessary, you may also wish to add a few drops of styrene cement to joints for permanent construction.

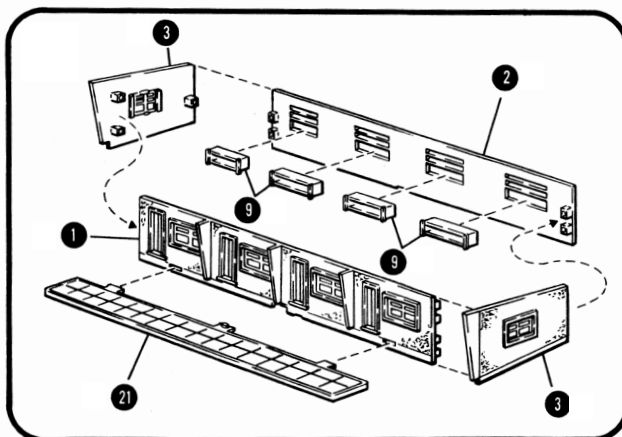
③ = PART NUMBER

③ = ASSEMBLY SEQUENCE NUMBER

1



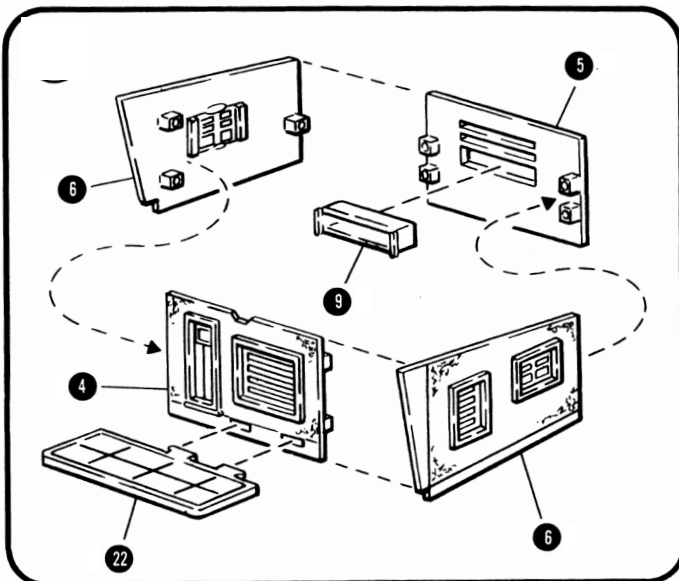
2



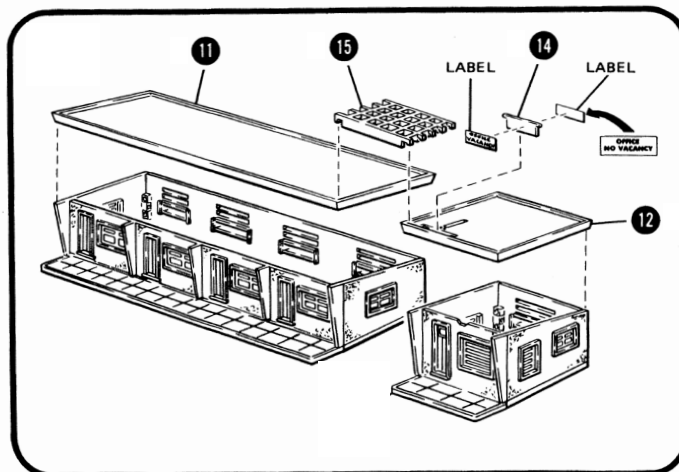
### LIST OF PARTS

PART NO.	PART NAME	QTY
1	MOTEL FRONT WALL	1
2	MOTEL REAR WALL	1
3	MOTEL SIDE WALLS	2
4	OFFICE FRONT WALL	1
5	OFFICE REAR WALL	1
6	OFFICE SIDE WALLS	2
7	REGULAR WINDOWS	8
8	JALOUSIE WINDOWS	2
9	AIR CONDITIONERS	5
10	DOORS	5
11	MOTEL ROOF	1
12	OFFICE ROOF	1
13	LARGE ADV SIGN	1
14	HANGING SIGN	1
15	LATTICE ROOF	1
16	POOL	1
17	WATER	1
18	DIVING BOARD	1
19	LADDER	1
20	CHAIRS	6
21	FRONT WALK (large)	1
22	FRONT WALK (small)	1
23	LABEL SHEET	1

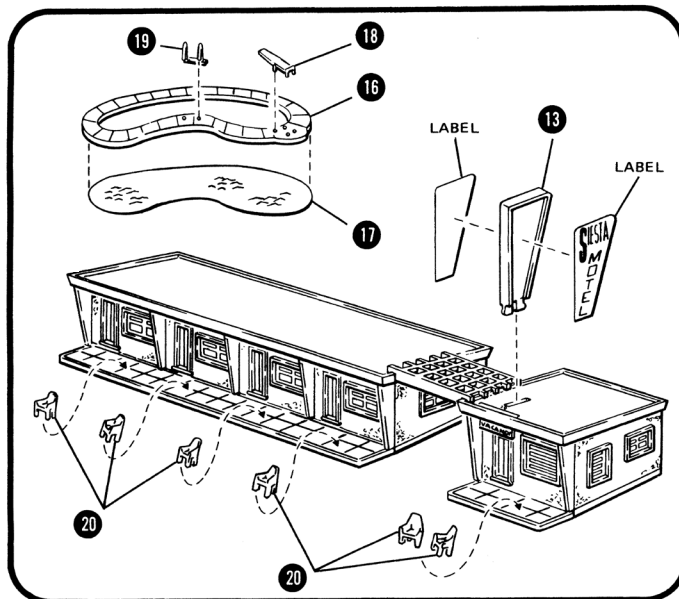
3



4



5



BACHMANN INDUSTRIES, INC.  
1400 EAST ERIE AVENUE  
PHILADELPHIA, PA 19124 USA  
[www.bachmanntrains.com](http://www.bachmanntrains.com)



PRINTED IN CHINA