

HO SCALE
PLASTICVILLE
 U.S.A.®

HOUSE UNDER CONSTRUCTION - Item No. 45191

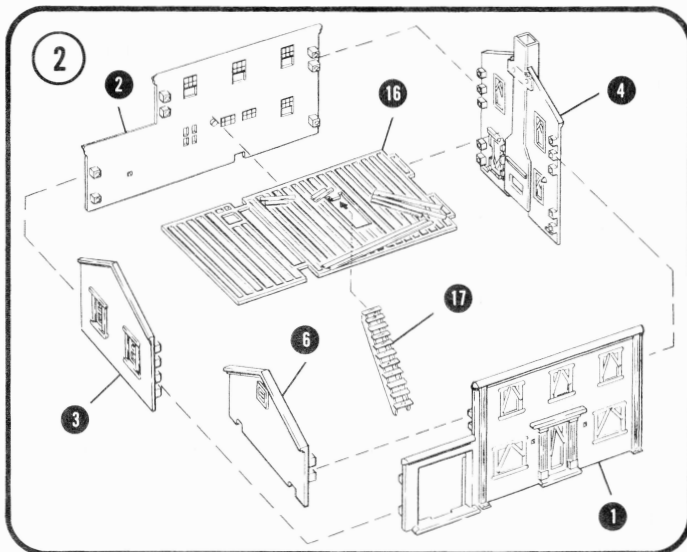
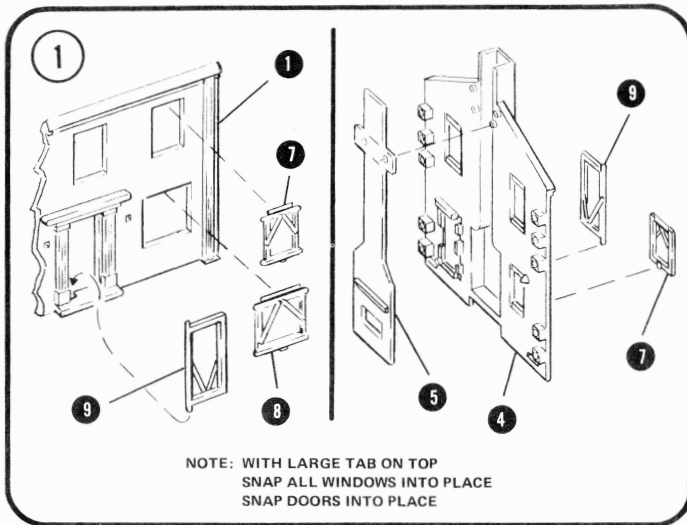
Snap-fit • No glue necessary • Styled after authentic American prototype • Ages 14+

IMPORTANT - BEFORE STARTING:

- IF DECALS OR SIGNS ARE INCLUDED, APPLY PRIOR TO ASSEMBLY.
- CHECK CONTENTS AGAINST LIST OF PARTS.
- CAREFULLY TRIM ANY EXCESS PLASTIC FROM THE PARTS BEFORE ASSEMBLING.
- ALTHOUGH NO GLUE IS NECESSARY, YOU MAY ALSO WISH TO ADD A FEW DROPS OF STYRENE CEMENT TO JOINTS FOR PERMANENT CONSTRUCTION.

③ = PART NUMBER

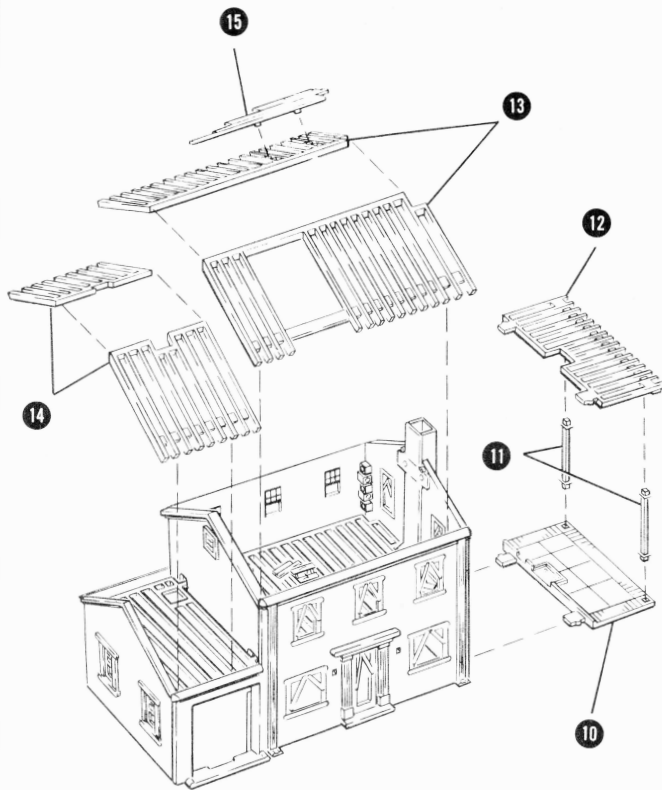
③ = ASSEMBLY SEQUENCE NUMBER



LIST OF PARTS

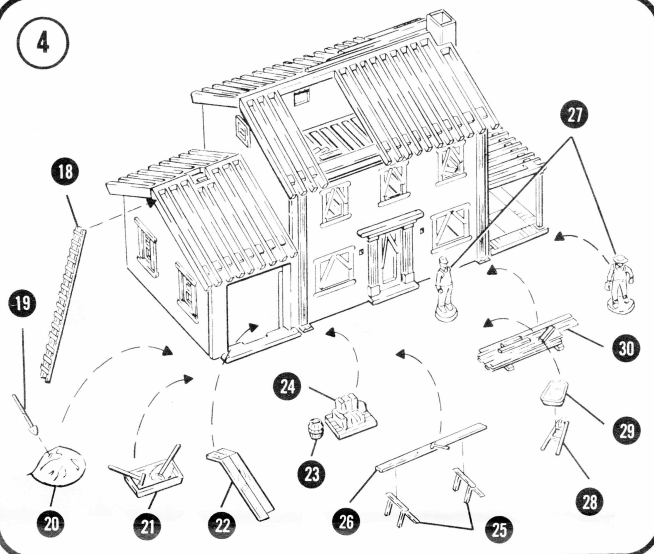
PART NO.	PART NAME	QTY
1	FRONT WALL	1
2	REAR WALL	1
3	SIDE WALL	1
4	CHIMNEY SIDE WALL	1
5	CHIMNEY INNER WALL	1
6	SIDE WALL (2nd Floor)	1
7	WINDOWS (Small)	6
8	WINDOWS (Large)	2
9	DOORS	2
10	PORCH FLOOR	1
11	PORCH COLUMNS	2
12	PORCH ROOF	1
13	ROOF SECTIONS (Large)	2
14	ROOF SECTIONS (Small)	2
15	ROOF PLANKING	1
16	UNFINISHED FLOOR	1
17	STAIRS	1
18	LADDER	1
19	SHOVEL	1
20	SAND PILE	1
21	MORTAR BOX	1
22	RAMP	1
23	BARREL	1
24	SUPPLY SKID	1
25	SAWHORSES	2
26	PLANK	1
27	FIGURES	2
28	WHEEL BARROW HANDLE	1
29	WHEEL BARROW TUB	1
30	LUMBER PILE	1

3



NOTE: POSITION ROOF PLANKING INTO THE TWO MOUNTING HOLES IN REAR ROOF SECTION

4



BACHMANN INDUSTRIES, INC.
1400 EAST ERIE AVENUE
PHILADELPHIA, PA 19124 USA
www.bachmanntrains.com



PRINTED IN CHINA