



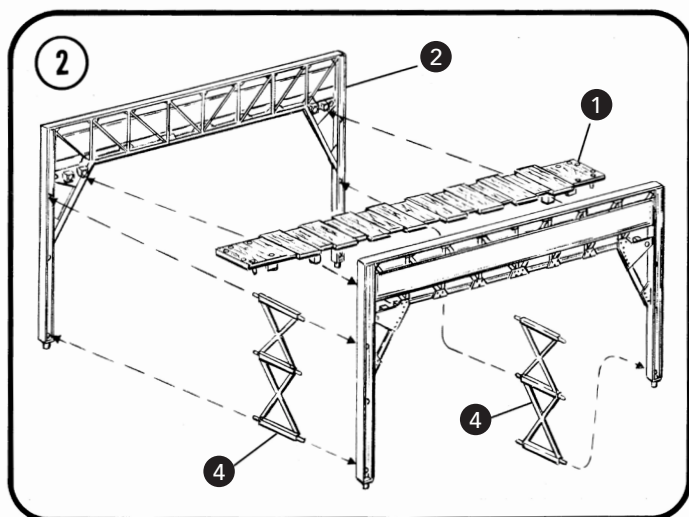
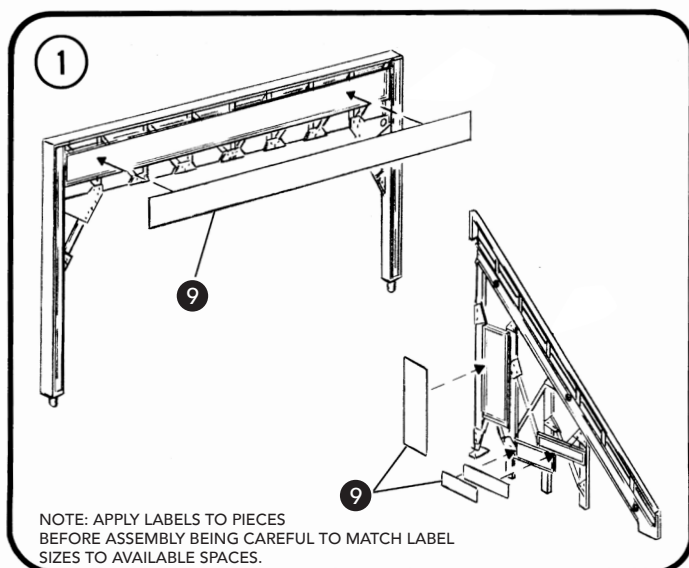
HO SCALE PLASTICVILLE U.S.A.®

PEDESTRIAN BRIDGE - Item No. 45172

Snap-fit • No glue necessary • Styled after authentic American prototype • Ages 14+

IMPORTANT - BEFORE STARTING:

- If decals or signs are included, apply prior to assembly.
- Check contents against list of parts.
- Carefully trim any excess plastic from the parts before assembling.
- Although no glue is necessary, you may also wish to add a few drops of styrene cement to joints for permanent construction.

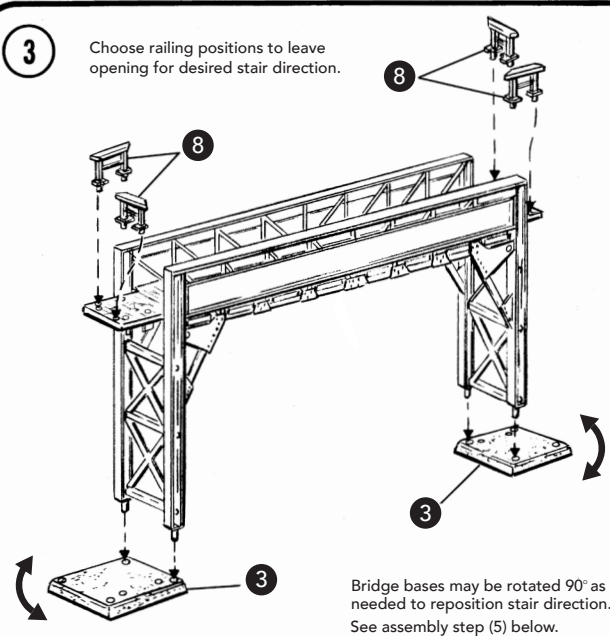


LIST OF PARTS

PART NO.	PART NAME	QTY.
1	WALKWAY	1
2	WALKWAY SUPPORTS	2
3	BRIDGE BASES	2
4	DOUBLE "X" BRACES	2
5	STAIRS	2
6	STAIR RAILINGS (L+R)	4
7	STAIR BASES	2
8	WALKWAY RAILINGS	4
9	SHEET OF SIGN LABELS	1

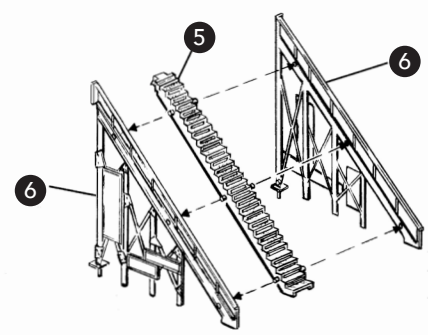
3

Choose railing positions to leave opening for desired stair direction.



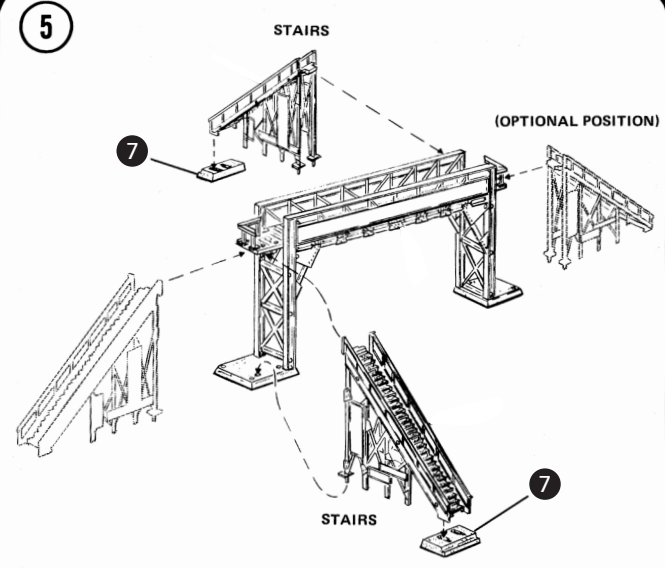
Bridge bases may be rotated 90° as needed to reposition stair direction. See assembly step (5) below.

4



"ASSEMBLE TWO"

5



BACHMANN INDUSTRIES, INC.
1400 EAST ERIE AVENUE
PHILADELPHIA, PA 19124 USA
www.bachmanntrains.com



PRINTED IN CHINA