



HO SCALE PLASTICVILLE U.S.A.®

SWITCH TOWER - Item Nos. 45132, 45197

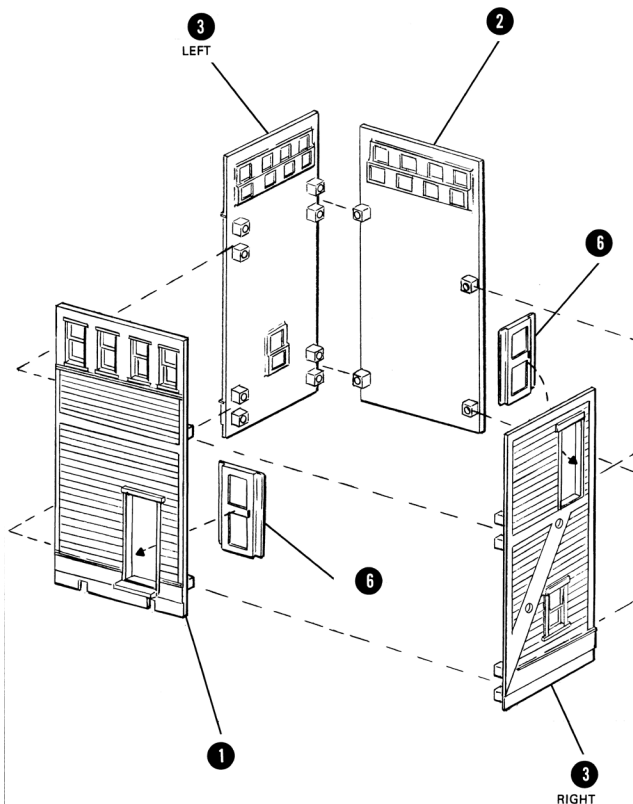
Snap-fit • No glue necessary • Styled after authentic American prototype • Ages 14+

IMPORTANT - BEFORE STARTING:

- If decals or signs are included, apply prior to assembly.
- Check contents against list of parts.
- Carefully trim any excess plastic from the parts before assembling.
- Although no glue is necessary, you may also wish to add a few drops of styrene cement to joints for permanent construction.

③ = PART NUMBER ③ = ASSEMBLY SEQUENCE NUMBER

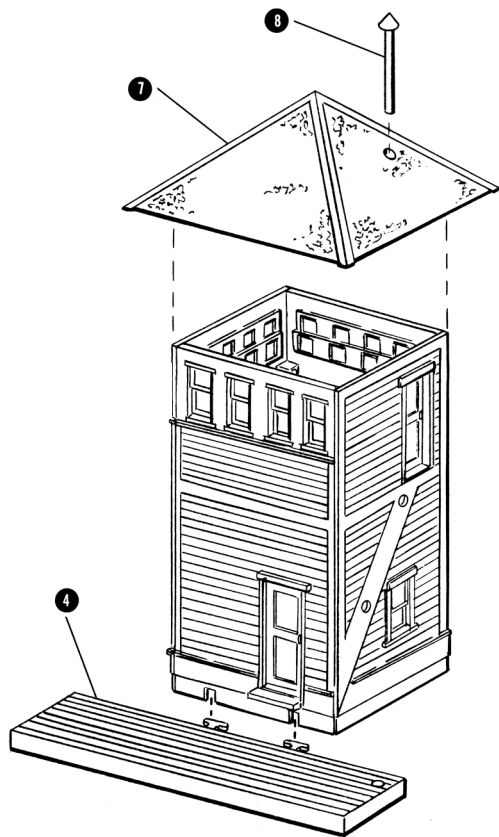
1



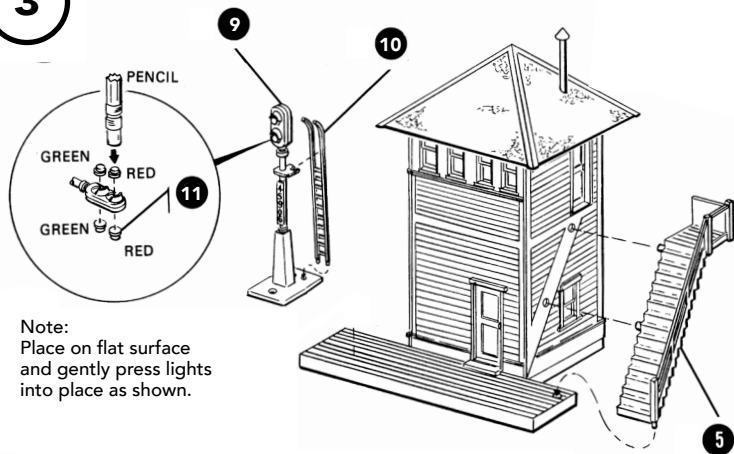
LIST OF PARTS

PART NO.	PART NAME	QTY
1	FRONT WALL	1
2	REAR WALL	1
3	LEFT & RIGHT SIDE WALL	2
4	PLATFORM	1
5	SET OF STAIRS	1
6	DOOR	2
7	ROOF	1
8	SMOKE STACK	1
9	SEMAPHORE STANDARD	1
10	SEMAPHORE LADDER	1
11	LENS (2RED/2 GREEN)	4

2



3



BACHMANN INDUSTRIES, INC.
1400 EAST ERIE AVENUE
PHILADELPHIA, PA 19124 USA
www.bachmanntrains.com



PRINTED IN CHINA